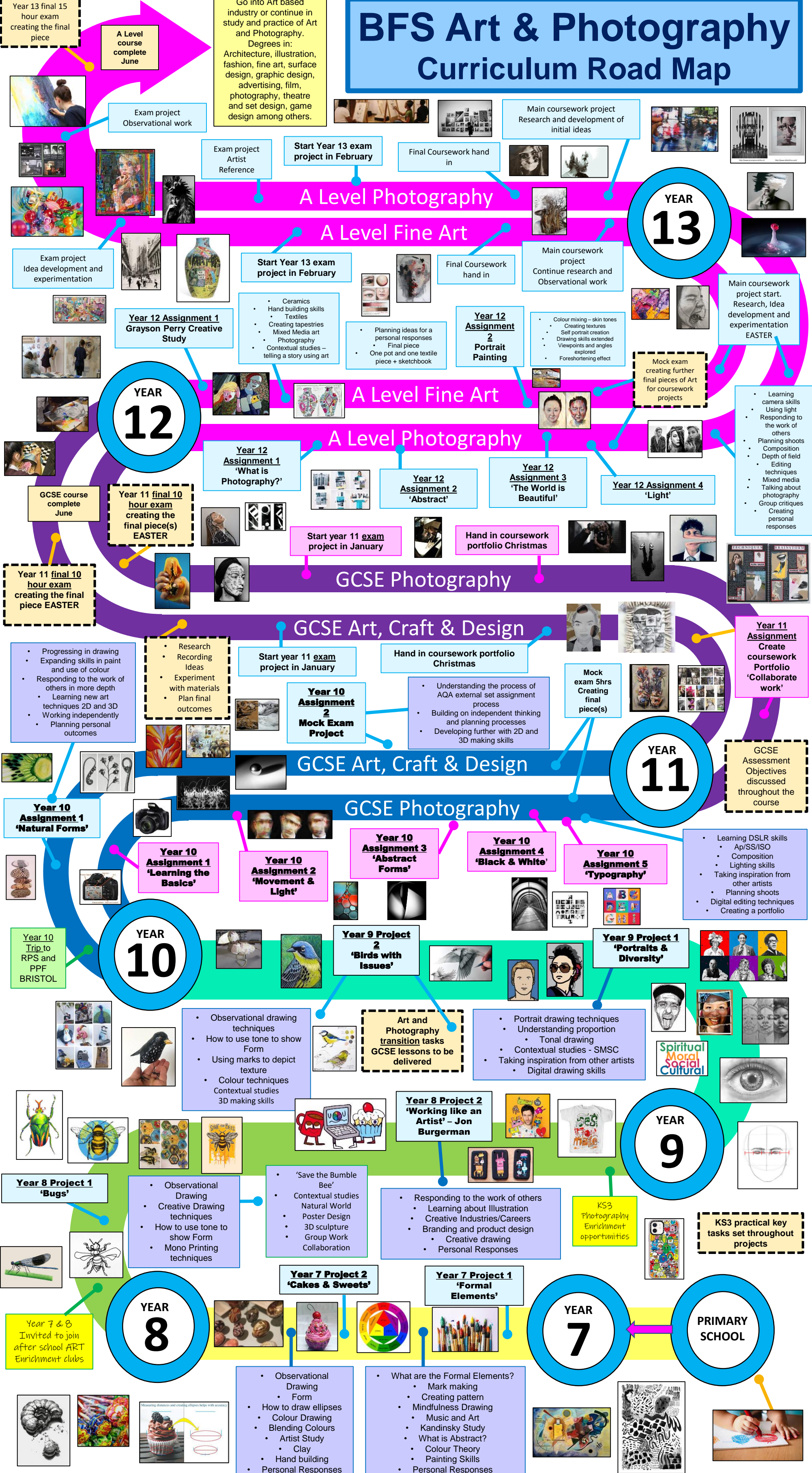


BFS Art & Photography Curriculum Road Map



YEAR 13

Go into Art based industry or continue in study and practice of Art and Photography. Degrees in: Architecture, illustration, fashion, fine art, surface design, graphic design, advertising, film, photography, theatre and set design, game design among others.

Year 13 final 15 hour exam creating the final piece

A Level course complete June

Exam project Observational work

Start Year 13 exam project in February

Final Coursework hand in

Main coursework project Research and development of initial ideas

Exam project Idea development and experimentation

Year 12 Assignment 1 Grayson Perry Creative Study

Year 12 Assignment 2 Portrait Painting

Year 12 Assignment 3 'The World is Beautiful'

Year 12 Assignment 4 'Light'

Mock exam creating further final pieces of Art for coursework projects

Year 12 Assignment 1 'What is Photography?'

Year 12 Assignment 2 'Abstract'

Year 12 Assignment 3 'The World is Beautiful'

Year 12 Assignment 4 'Light'

Year 12 Assignment 1 'What is Photography?'

Year 12 Assignment 2 'Abstract'

Year 12 Assignment 3 'The World is Beautiful'

Year 12 Assignment 4 'Light'

GCSE course complete June

Year 11 final 10 hour exam creating the final piece(s) EASTER

Year 11 final 10 hour exam creating the final piece EASTER

Start year 11 exam project in January

Hand in coursework portfolio Christmas

Mock exam 5hrs Creating final piece(s)

Year 10 Assignment 1 'Natural Forms'

Year 10 Assignment 1 'Learning the Basics'

Year 10 Assignment 2 'Movement & Light'

Year 10 Assignment 3 'Abstract Forms'

Year 10 Assignment 4 'Black & White'

Year 10 Assignment 5 'Typography'

Start year 11 exam project in January

Hand in coursework portfolio Christmas

Mock exam 5hrs Creating final piece(s)

Year 10 Trip to RPS and PPF BRISTOL

Year 9 Project 2 'Birds with Issues'

Year 9 Project 1 'Portraits & Diversity'

Start year 11 exam project in January

Hand in coursework portfolio Christmas

Mock exam 5hrs Creating final piece(s)

Year 8 Project 1 'Bugs'

Year 8 Project 2 'Working like an Artist' - Jon Burgerman

Start year 11 exam project in January

Hand in coursework portfolio Christmas

Mock exam 5hrs Creating final piece(s)

Year 7 Project 2 'Cakes & Sweets'

Year 7 Project 1 'Formal Elements'

Start year 11 exam project in January

Hand in coursework portfolio Christmas

Mock exam 5hrs Creating final piece(s)

Year 7 & 8 Invited to join after school ART Enrichment clubs

Start year 11 exam project in January

Hand in coursework portfolio Christmas

Mock exam 5hrs Creating final piece(s)

Year 8 Project 1 'Bugs'

Year 8 Project 2 'Working like an Artist' - Jon Burgerman

Start year 11 exam project in January

Hand in coursework portfolio Christmas

Mock exam 5hrs Creating final piece(s)

Year 7 Project 2 'Cakes & Sweets'

Year 7 Project 1 'Formal Elements'

Start year 11 exam project in January

Hand in coursework portfolio Christmas

Mock exam 5hrs Creating final piece(s)

Year 7 & 8 Invited to join after school ART Enrichment clubs

Start year 11 exam project in January

Hand in coursework portfolio Christmas

Mock exam 5hrs Creating final piece(s)

Year 8 Project 1 'Bugs'

Year 8 Project 2 'Working like an Artist' - Jon Burgerman

Start year 11 exam project in January

Hand in coursework portfolio Christmas

Mock exam 5hrs Creating final piece(s)

Year 7 Project 2 'Cakes & Sweets'

Year 7 Project 1 'Formal Elements'

Start year 11 exam project in January

Hand in coursework portfolio Christmas

Mock exam 5hrs Creating final piece(s)

Year 7 & 8 Invited to join after school ART Enrichment clubs

Start year 11 exam project in January

Hand in coursework portfolio Christmas

Mock exam 5hrs Creating final piece(s)

Year 8 Project 1 'Bugs'

Year 8 Project 2 'Working like an Artist' - Jon Burgerman

Start year 11 exam project in January

Hand in coursework portfolio Christmas

Mock exam 5hrs Creating final piece(s)

Year 7 Project 2 'Cakes & Sweets'

Year 7 Project 1 'Formal Elements'

Start year 11 exam project in January

Hand in coursework portfolio Christmas

Mock exam 5hrs Creating final piece(s)

Year 7 & 8 Invited to join after school ART Enrichment clubs

Start year 11 exam project in January

Hand in coursework portfolio Christmas

Mock exam 5hrs Creating final piece(s)

YEAR 13

YEAR 12

YEAR 11

YEAR 10

YEAR 9

YEAR 8

YEAR 7

PRIMARY SCHOOL

Year 13 final 15 hour exam creating the final piece

A Level course complete June

Go into Art based industry or continue in study and practice of Art and Photography. Degrees in: Architecture, illustration, fashion, fine art, surface design, graphic design, advertising, film, photography, theatre and set design, game design among others.


Exam project Observational work

Exam project Artist Reference

Start Year 13 exam project in February

Final Coursework hand in

Main coursework project Research and development of initial ideas



Start Year 13 exam project in February



Final Coursework hand in

Main coursework project Continue research and Observational work



Main coursework project start. Research, Idea development and experimentation EASTER



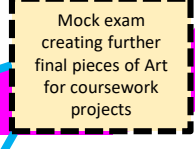
Year 12 Assignment 1 Grayson Perry Creative Study

- Ceramics
- Hand building skills
- Textiles
- Creating tapestries
- Mixed Media art
- Photography
- Contextual studies – telling a story using art

- Planning ideas for a personal responses
- Final piece
- One pot and one textile piece + sketchbook

Year 12 Assignment 2 Portrait Painting

- Colour mixing – skin tones
- Creating textures
- Self portrait creation
- Drawing skills extended
- Viewpoints and angles explored
- Foreshortening effect



Mock exam creating further final pieces of Art for coursework projects



A Level Fine Art



- Learning camera skills
- Using light
- Responding to the work of others
- Planning shoots
- Composition
- Depth of field
- Editing techniques
- Mixed media
- Talking about photography
- Group critiques
- Creating personal responses



Year 11 final 10 hour exam creating the final piece(s) EASTER



Start year 11 exam project in January

Year 12 Assignment 2 'Abstract'

Year 12 Assignment 3 'The World is Beautiful'

Year 12 Assignment 4 'Light'



Hand in coursework portfolio Christmas



Year 11 final 10 hour exam creating the final piece EASTER



GCSE Photography



- Progressing in drawing
- Expanding skills in paint and use of colour
- Responding to the work of others in more depth
- Learning new art techniques 2D and 3D
- Working independently
- Planning personal outcomes

- Research
- Recording Ideas
- Experiment with materials
- Plan final outcomes

Start year 11 exam project in January

Year 10 Assignment 2 Mock Exam Project

- Understanding the process of AQA external set assignment process
- Building on independent thinking and planning processes
- Developing further with 2D and 3D making skills

Mock exam 5hrs Creating final piece(s)



Year 11 Assignment Create coursework Portfolio 'Collaborate work'

Year 10 Assignment 1 'Natural Forms'



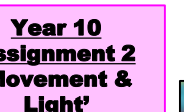

GCSE Art, Craft & Design



GCSE Assessment Objectives discussed throughout the course



Year 10 Assignment 1 'Learning the Basics'



Year 10 Assignment 3 'Abstract Forms'



Year 10 Assignment 4 'Black & White'

Year 10 Assignment 5 'Typography'

- Learning DSLR skills
- Ap/SS/ISO
- Composition
- Lighting skills
- Taking inspiration from other artists
- Planning shoots
- Digital editing techniques
- Creating a portfolio


Year 10 Trip to RPS and PPF BRISTOL




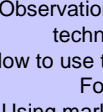
Year 9 Project 2 'Birds with Issues'



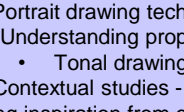
Year 9 Project 1 'Portraits & Diversity'






- Observational drawing techniques
- How to use tone to show Form
- Using marks to depict texture
- Colour techniques
- Contextual studies
- 3D making skills



Art and Photography transition tasks GCSE lessons to be delivered



- Portrait drawing techniques
- Understanding proportion
- Tonal drawing
- Contextual studies - SMSC
- Taking inspiration from other artists
- Digital drawing skills




Year 8 Project 2 'Working like an Artist' - Jon Burgerman



Year 8 Project 1 'Bugs'



Year 8 Project 1 'Bugs'



- Observational Drawing
- Creative Drawing techniques
- How to use tone to show Form
- Mono Printing techniques

'Save the Bumble Bee'

- Contextual studies
- Natural World
- Poster Design
- 3D sculpture
- Group Work
- Collaboration

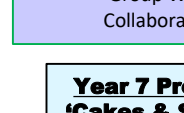

- Responding to the work of others
- Learning about Illustration
- Creative Industries/Careers
- Branding and product design
- Creative drawing
- Personal Responses

KS3 Photography Enrichment opportunities

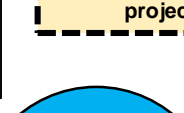

KS3 practical key tasks set throughout projects



Year 7 Project 2 'Cakes & Sweets'





Year 7 Project 1 'Formal Elements'

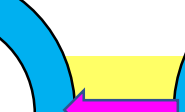


Year 7 & 8 Invited to join after school ART Enrichment clubs

Year 7 Project 2 'Cakes & Sweets'




Year 7 Project 1 'Formal Elements'




Year 7 & 8 Invited to join after school ART Enrichment clubs

Year 7 Project 2 'Cakes & Sweets'

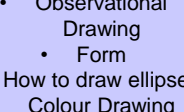


Year 7 Project 1 'Formal Elements'

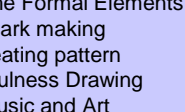


Year 7 & 8 Invited to join after school ART Enrichment clubs

Year 7 Project 2 'Cakes & Sweets'

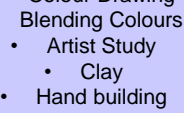
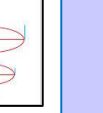


Year 7 Project 1 'Formal Elements'

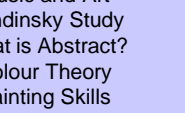


Year 7 & 8 Invited to join after school ART Enrichment clubs

Year 7 Project 2 'Cakes & Sweets'



Year 7 Project 1 'Formal Elements'



Year 7 & 8 Invited to join after school ART Enrichment clubs

Year 7 Project 2 'Cakes & Sweets'

